



FROSH HANDBOOK

 2019-20



University of Manitoba
Engineering Society



@umes_eng



/umes.eng



@umes_eng


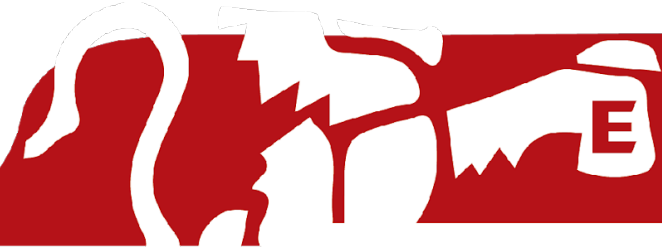


Table of Contents

Letter from the Senior Stick	3
Glossary	5
Summer Checklist	7
Course Descriptions	8
Departments within the Faculty of Engineering	16
Engineering Access Program (ENGAP)	20
Technical Society (Tech Soc) Guide	21
Engineering Conferences and Competitions	31
Summer Sessions and Minors	34
#GetInvolved	36
COMPUTERS & NETWORKING	38
Tuition Fees, Registrar's Office and Engineering Scholarships	40
ROASS, Course Outlines, and Dropping Courses	42
Evaluations and Credit Transfers	45
GRADE POINT AVERAGE (GPA)	49
UMSU Health and Dental Plan	51
Final Tips for Your First Year.....	52



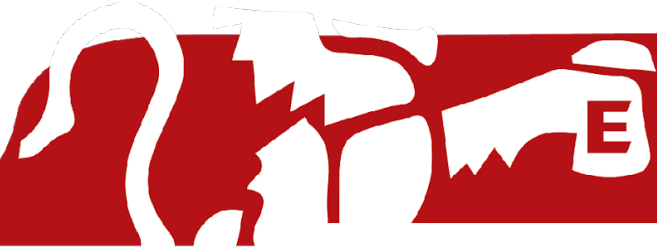
Letter from the Senior Stick

Welcome to Engineering!

Congratulations on making it into the best faculty on campus! Your time in engineering is going to be filled with so many incredible memories: from creating amazing friendships you will have for life, to attending your first social, all the way over to finally learning things you're actually interested in!

Within engineering, we offer a wide variety of opportunities for you to learn and become a part of our amazing community. You can get involved with fellow student leaders through the University of Manitoba Engineering Society (UMES). You can build cars or planes through the University of Manitoba Society of Automotive Engineers (UMSAE). You can enact social change through WOMEN (Women of Manitoba Engineering Network) or EngiQueers. These are only naming a few opportunities that are available to all undergraduate engineering students. Take advantage of them while you can, try out a few, see what you like and don't. Who knows, maybe you'll discover your future passion.

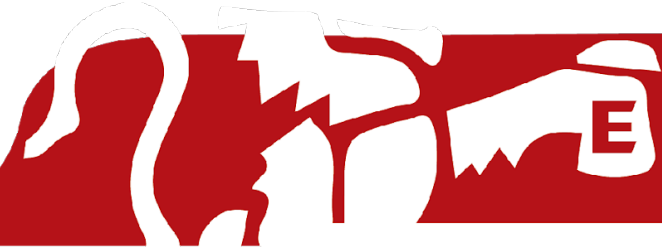
As you may or may not be aware, engineers are a hot commodity! There are a ton of companies, even just in Manitoba alone, that accept engineering students as summer interns. I encourage you to learn about these companies and opportunities by attending co-op's Monday Night H.I.R.E.D (Helping Industry Reach Engineers Directly). Along with H.I.R.E.D., UMES hosts many professional development events throughout the year, which provide a great opportunity for you to meet and network with professionals. While it may seem far away now, you'll be applying for jobs and working before you know it.



Being the Senior Stick of engineering, it is my duty to you be your voice when yours won't be heard. If you ever experience any problems, have any questions, or need a friend, please feel free to email me at ss@umes.mb.ca or stop by the UMES offices anytime (E2-292).

Good luck,


Laura Stoyko 112th Senior Stick ss@umes.mb.ca




Glossary

These bolded terms (written in red later on in the book) will help guide you through the **Frosh** Handbook and through your first year of engineering!

- **APEGM:** See *Engineers Geoscientists Manitoba*
- **CFES:** The Canadian Federation of Engineering Students (which includes U of M). This national organization provides a diverse range of services as they work to support a number of Canadian Engineering schools.
- **Co-Requisite:** Refers to a course which must be taken concurrently with another course.
- **Engineers Geoscientists Manitoba:** Also known as the Association. This organization governs the work of all Professional Engineers and Geoscientists in Manitoba. (Formerly known as APEGM, The Association of Professional Engineers and Geoscientists of Manitoba).
- **EngO:** The U of M's Engineering Orientation, also known as the funnest day of the year. Be sure to attend on September 4th!
- **Frosh:** Refers to a first-year student.
- **HIRED:** Helping Industry Reach Engineers Directly. These sessions are held every Monday evening and provide students the opportunity to interact with industry (there's free pizza!).
- **Lab:** Refers to the portion of a course involving hands-on experiments. Most labs also require the submission of an individual or group report.
- **Midterm:** Most courses include one or two midterm exams which cover a selected portion of the course content. Although they come up quickly, midterms serve as an effective tool to keep updated with course material.
- **Prerequisite:** Refers to a course which must be completed prior to registration for another course.




- **TA:** Teaching Assistant. TAs will usually be available to students during labs/tutorials and can be very helpful in answering questions.
- **Technical Societies:** Also called “Tech Socs”, this term refers to the many engineering student groups associated with UMES. Tech Soc lounges are located on the fifth floor of E1.
- **The Window:** Opens onto the Engineering Atrium and is a great resource for all engineering students. Stop by The Window to purchase snacks, UMES merchandise and event tickets or to simply ask questions.
- **Tutorial:** Refers to the portion of a course involving practice problems. Some tutorials require these questions be submitted while others do not.
- **UMES:** The University of Manitoba Engineering Society. Refers to the faculty student council which coordinates many important events and services.
- **WESST:** The Western Engineering Students’ Societies Team (which includes U of M). WESST provides a diverse range of services to its 10 Western Canadian member schools.



Summer Checklist

- Claim your UMnetID and activate your associated student email (@myumanitoba.ca)
- Check your assigned registration time (available on Aurora Student <http://aurora.umanitoba.ca>)
- Register for courses on Aurora AS CLOSE TO YOUR REGISTRATION START TIME AS POSSIBLE (first year Engineering courses fill up quickly!)
- Check your snail mail and @myumanitoba.ca email for important information regarding Engineering Orientation (**EngO**)
- Ask to join the “University of Manitoba Engineering Orientation (EngO)” Facebook group (<https://www.facebook.com/groups/386388501407726/>)
- Attend EngO, our own Engineering Orientation!
- (Optional) Apply for **Engineers Geoscientists Manitoba** Student Membership (apply online or fill out the forms available at **The Window**)
- If you’d like a locker, register for one at The Window on the first day of classes (there are a limited number of lockers so get there early – people start lining up as early as 7am!)
- Get your student card (check online for information on when and where to have this done http://umanitoba.ca/student/records/pii/photo_id.html)
- Follow @UMES_ENG on Twitter and Instagram and like “U of M Engineering Events” on Facebook (<https://www.facebook.com/umengpics>)
- Check out the UMES website at <http://umes.mb.ca>
- Enjoy a great year in the #bestfaculty



Course Descriptions

To fulfill the requirements of the preliminary year of engineering, you will take a total of 12 courses including:

- 3 math courses (MATH 1210, MATH 1500 or 1510, MATH 1700 or 1710)
- 2 sciences courses (PHYS 1050, CHEM 1300)
- 2 complementary courses (2 arts courses in the 1000 level)
- 1 computer science course (COMP 1012)
- 4 engineering courses. (ENG 1430, ENG 1440, ENG 1450, ENG 1460)

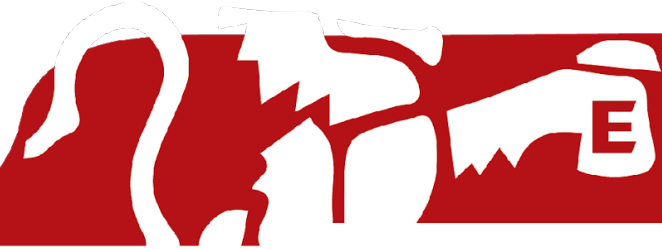
In order to be considered eligible for admission to an Engineering Department in your second year, you must complete at least of 8 of these 12 courses by the end of the winter term of your first year. However, all 12 courses must be completed within your first 2 years in the Faculty of Engineering.

We strongly recommend that you complete and pass all three of your math courses in your first year, but if you have difficulty fitting all 3 math courses into your schedule, note that it is possible for you to take some math courses in the summer or even during your second year. However, beware that this may limit the courses you will be able to take in future years. Also, ensure that you complete preliminary year courses that are **prerequisites** for the second-year courses in your selected department.

If you have any concerns about scheduling, make sure to speak with an academic advisor!

Applied Calculus I (MATH 1510)

Calc I introduces basic calculus concepts with an emphasis on derivative calculations and limits. There is also a brief introduction to integration. The course usually includes weekly **tutorials** and two **midterms**. Calc I is a prerequisite for Calc II, so if you intend to take Calc II during your first year make sure to register for Calc I in the fall semester.



Difficulty:



Workload:



Resources: Office hours, tutorials, Math Help Centre, UMES Tutor Registry

Tips: The textbook problems are a great way to prepare for the midterms and final. Some professors give out a list of problems before the tutorials sessions. If so, make sure to attempt the problems before the tutorials so that you can get the most out of the sessions. Don't hesitate to ask questions in the tutorials. The textbook used in Calc I will also be used in Calc II (as well as the second and third year math classes) so remember to keep your textbook.

Applied Calculus II (MATH 1710)

Calc II is one of 3 first year math classes. This course focuses on integration techniques. There is also an emphasis on applied calculus, which includes fluid pressure and spring problems. Calc II typically has two midterms during the semester. In the past, Calc II has included weekly tutorials. Calc I is a prerequisite for Calc II. Calc II is a prerequisite for all other engineering math classes.

Difficulty:



Workload:




Resources: Office hours, tutorials, Math Help Centre, UMES Tutor Registry

Tips: Attend the tutorials, they are a great place to ask questions. In previous years, formula sheets were allowed for the midterms and final. If you are allowed a formula sheet, make sure to follow all formatting instructions. The textbook problems are a good way to prepare for your tests.

Introduction to Electrical and Computer Engineering (ENG 1450)

ENG 1450 is the introductory course for Electrical and Computer Engineering. The first part of the course focuses on the basics of electrical engineering including voltage, current, Ohm's Law and power. The second part of the course introduces the basic concepts of digital logic including binary numbers, logic and Boolean algebra. This course has 10 **labs**. In previous years, the labs have covered topics ranging from the electric motor to biomedical engineering. If you are planning to enter Electrical or Computer engineering make sure to take this course



during your first year, as it will be a prerequisite for nearly all of your second-year courses!

There are no prerequisites for this course.

Difficulty: 

Workload: 

Resources: UMES Tutor Registry, course **TAs**

Tips: The midterm and final are both comprised of multiple choice questions. As such, it may be helpful to prepare for the exams by doing the practice tests posted on the course website. Read through the lab handouts before your lab section. Bring tape and scissors to the labs, as some of the projects have a “build” component. During the first lab section, the professor or TA will discuss how to use a breadboard. Make sure to pay attention as this will be extremely important for all subsequent labs!

Techniques of Classical and Linear Algebra (MATH 1210)

MATH 1210 is one of the three first year math courses (along with Calc I and Calc II). The course covers a variety of introductory math topics including matrix operations, solving systems of equations, complex numbers and eigenvalues. The course usually includes both lectures and tutorials. There are no prerequisites for this course. However, MATH 1210 is a prerequisite for all second-year engineering math courses, so make an effort to take this course during your first year.

Difficulty: 

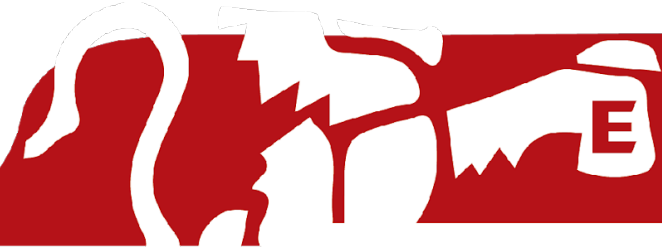
Workload: 

Resources: Office hours, tutorials, Math Help Centre, UMES Tutor Registry

Tips: Start your assignments early. They are usually quite time consuming, and it is important to leave yourself enough time to seek help if needed. Purchase the booklet of old exams from the bookstore. They will be very helpful in preparing for your final (particularly if there are old exams written by your professor). Attend your tutorials! The TAs will go over sample problems during this time and will also be available to answer individual questions.

Introduction to Statics (ENG 1440)

ENG 1440 is the introductory course for Civil Engineering. The course covers concepts related to balancing forces in two and three dimensions. Some of the topics include trusses



and frames. In previous years the course has included weekly tutorials, one lab and two midterms. There are no prerequisites for this course. Statics is important for students entering Civil, Mechanical or Biosystems Engineering, as it will be a prerequisite for future courses.

Difficulty: 

Workload: 


Resources: UMES Tutor Registry, tutorials

Tips: Attend the weekly tutorials. There may be assignments due during the tutorial session. Additionally, the TAs will be present during the tutorial to help answer any questions you may have. Make sure to follow any formatting instructions given by the professor or TAs for your assignments. Redoing your assignments is a great way to prepare for your midterm and final. You may need an engineer's ruler (available at the Bookstore) for the tests, so remember to bring it!

Design in Engineering (ENG 1430)

ENG 1430 introduces first year students to the principles of design and project management. Students will be assigned a team to work with throughout the semester. Lectures discuss various topics including the stages of design and engineering failures. There are weekly, multiple choice mini-tests which cover the topics discussed in lectures. A main aspect of the course is design projects. Teams will work on three or more projects throughout the term, each project usually focuses on a different department. Past projects have included an elastic band car, an egg mover, and an automated cube sorter.


Difficulty: 

Workload: 


Resources: TAs

Tips: Do not be late for this class. Attendance is important, as part your mark for the course is based on peer evaluations. Students are required to keep track of their work in a journal. Try to be as thorough as possible and follow all specific formatting instructions. Do not forget to bring your journal to class on the due date! Expect to spend a significant amount of time working with your team on the design projects.

Introduction to Thermal Sciences (ENG 1460)



ENG 1460 is the introductory course for Mechanical Engineering. It includes a variety of topics such as fluid pressure and heat transfer. In previous years there have been weekly tutorials but no labs. This course typically has two midterms. There are no prerequisites for this course. For students entering Mechanical or Biosystems Engineering, it is important to complete this course during your first year as it will be a prerequisite for other courses.

Difficulty: 

Workload: 

Resources: UMES Tutor Registry, TAs, tutorials, office hours

Tips: There will often be assignments due during the tutorials. Make sure to follow the formatting instructions given by your professor (you may need to purchase the engineering graph paper available at the Bookstore and The Window). Tutorials are also a great chance to ask questions. Show as much work as possible on all assignments and tests as thermodynamics problems typically require a lot of steps. The textbook is essential for this class. Reviewing your tutorial questions and practicing old exams is a great way to prepare for tests. Don't forget to include units on all assignments and tests!

Computer Programming for Scientists and Engineers (COMP 1012)


COMP 1012 is an introductory course in computer programming. The language used in this class is Python. The course will cover basic programming concepts such as data types, loops, lists, tuples and plotting. The course usually includes one midterm and weekly labs. There will likely be several assignments due throughout the term. The course has no prerequisites and is particularly important for students entering Computer Engineering.

Difficulty: 

Workload: 

Resources: Office hours, tutorials

Tips: Start on your assignments early. They are usually quite extensive and “debugging” may take a significant amount of time. There are often marks given for commenting your code. Make sure to attend the labs. In previous years, a portion of your mark was based off lab attendance. Prepare for the midterm and final by practicing old tests and reviewing your



assignments and the lab questions. If you do not have previous coding experience you may find <http://www.codecademy.com> a helpful resource.

Physics 1: Mechanics (PHYS 1050)

Physics 1 covers topics such as kinematics, dynamics and an introduction to special relativity. In the past the course has included one midterm, five labs, four tutorial sessions and frequent in-class iClicker questions. The tutorial sessions include a problem-solving component and a quiz. Calc I is a **corequisite** for Physics. 1

Difficulty:



Workload:



Resources: Office hours, tutorials

Tips: The lab write-ups for physics are completed during the lab sessions. Therefore, you may find it helpful to read over the lab instructions before the lab session. The problem-solving sessions in the tutorials provide a great opportunity to practice the topics covered in class and to ask the TAs questions. The midterm and final are all multiple-choice questions. The lab manual contains several old midterms and finals which are very helpful in preparing for the tests.

Critical Thinking (PHIL 1290)

PHIL 1290 is a recommended (but not required) course for first year engineering students. Philosophy counts as one of two required complementary studies electives. The course content and format varies greatly depending on your professor. Some of the course topics from past years include fallacies and an introduction to formal logic. There are no prerequisites for Critical Thinking.

Difficulty:




Workload:



Resources: Office hours, tutorials

Tips: If philosophy does not interest you, there is an option to take any 1000-level (or higher) class in the Faculty of Arts or the Faculty of Management (with the exception of ARTS 1110). Some of these alternative courses include those in human resources, anthropology,



economics, film, foreign language, entrepreneurship and history. There are many options, so try to find a course that interests you!

Structure and Modeling in Chemistry (CHEM 1300)

CHEM 1300 is the introductory chemistry course for both Science and Engineering students. The course covers concepts pertaining to atomic/molecular structures and their relationships to macroscopic physical properties. The course includes one midterm, seven labs and five online assignments, as well as frequent in-class iClicker questions. There are no prerequisites for this course.

Difficulty: 

Workload: 

Resources: Supplementary Instruction (SI) services, TAs

Tips: The midterm and final are both comprised of multiple choice and short answer questions. As such, it will be helpful to prepare for the exams by doing the practice tests provided on UM Learn. Labs can be quite lengthy therefore you'll find it helpful to read and understand the instructions beforehand. Bring a lab coat and glasses (both are available at the Bookstore) to all of your labs.

Thematic Approaches to the Study of Literature (ENGL 1400)


All engineering students are required to take a first year English course. The course contents vary greatly depending on the professor and the course section. Many of the sections have "themes" which apply throughout the term. Past themes have included horror and fantasy. Students may be required to write several essays during the term. There are no prerequisites for this course.

Difficulty: 


Workload: 

Resources: Office hours, Academic Learning Centre

Tips: Complete all assigned readings so that you can keep up with in-class discussions. Some English professors assign marks for participation or attendance so make sure to show up to class. Start on your essays early to allow plenty of time for editing and revising.



NOTE: As of September 2016, the list of courses that can be used to satisfy the Written English Requirement for the program has been expanded to include a wider range of courses. Please refer to the Faculty of Engineering website to see list of courses. However, ENGL 1400 is still a popular choice among 1st year engineering students because it's similar to a literary focus high school English class.



Departments within the Faculty of Engineering

Biosystems Engineering

<http://umanitoba.ca/faculties/engineering/departments/biosystems/>



Biosystems Engineering combines aspects of engineering with science and biology. Possible areas of study include plant and animal growth facilities, biomedical devices, new biological production systems in pharmaceutical industries and agricultural machines, among others. Biosystems Engineering also addresses concepts including the ecological impact of biological waste, new methods of food preservation, storage systems, land irrigation design, and drainage systems.


In addition to the standard Biosystems Engineering program, the department offers an Environmental Option for students interested in this field. Similarly, the department also offers areas of specialization including Bioprocessing, Agricultural and Biomedical Engineering. Finally, the department also offers a program for students intending to enter the Faculty of Medicine. Students interested in any of these programs should consult with the Biosystems Department Office to select an appropriate set of elective courses.

Department office: EITC E2-376

Contact information: headbio@umanitoba.ca (204) 474-6033

Department head: Danny Mann danny_mann@umanitoba.ca

Associate head: Nazim Cicek cicekn@cc.umanitoba.ca



Civil Engineering

<http://umanitoba.ca/faculties/engineering/departments/civil/>

Civil Engineering work addresses issues related to infrastructure and to the environment. More specifically, civil engineers design, manage, maintain, and supervise the implementation of various structures using advanced technologies and computer-aided engineering. Civil engineers serve as key players in areas such as urban redevelopment, meeting the challenges of sustainable development, environmental pollution control, public infrastructure renewal, and the preparation for, or recovery from, natural disasters.

In addition to the standard Civil Engineering program, the department offers an Environmental Option for students interested in this field. Students interested in this program should consult with the Civil Department Office to select an appropriate set of elective courses.

Department office: EITC E1-368A

Contact information: civileng@umanitoba.ca (204) 474-9220

Department head: Dagmar Svecova Dagmar.Svecova@umanitoba.ca (204) 474-9180

Associate head: Shawn Clark Shawn.Clark@umanitoba.ca (204) 474-9046



Electrical and Computer Engineering

<http://umanitoba.ca/faculties/engineering/departments/ece>



The work of Computer Engineers is sometimes hidden and embedded into everyday objects such as cars, bank machines and smartphones. Computer Engineering students receive a broad education which encompasses both the hardware and software aspects of any application. In addition to the standard Computer Engineering program, the department offers three focus areas for interested students. These include the study of Embedded Systems, Communication Networks and Machine Vision. Students interested any of these programs should consult with the Electrical and Computer Department Office to select an appropriate set of elective courses.

Electrical and electronic systems are present in every aspect of life, from the power that lights a house at night to the toaster that prepares breakfast in the morning. Life would be very different without the benefits of these and other devices designed chiefly by electrical engineers. In addition to the traditional fields of electric power systems and telecommunications, today's electrical engineers are also expanding their work into fields such as biomedical devices and micro-electronics. The department offers a standard Electrical Engineering program as well as four focus areas for interested students. These include the study of Power and Energy Systems, Wireless Communication Devices, Biomedical Engineering and Engineering Physics. Students interested any of these programs should consult with the Electrical and Computer Department Office to select an appropriate set of elective courses.

Department office: EITC E2-390

Contact information: umece@umanitoba.ca (204) 474-9603

Department head: Joe LoVetri Joe.LoVetri@umanitoba.ca

Associate head (Electrical): Derek Oliver Derek.Oliver@umanitoba.ca

Associate head (Computer): Dean McNeill Dean.McNeill@umanitoba.ca



Mechanical Engineering

<http://umanitoba.ca/faculties/engineering/departments/mechanical>

Mechanical engineering is an ever-growing field, thanks in part to the demand for more efficient and environmentally-friendly automobiles, aircrafts, homes, and manufacturing processes. Particular areas of emphasis include heat transfer, stress analysis, fluid mechanics, machine design and material science.


In addition to the standard Mechanical Engineering program, the department offers an Aerospace option as well as streams in Aerospace, Materials, Thermofluids and Solid Mechanics. Options require five technical electives while streams only require three. An additional choice for Mechanical students is to pursue an undergraduate thesis which counts as two technical electives. Students interested in any of these programs should consult with the Mechanical Department Office to select an appropriate set of elective courses.

Department office: EITC E2-327

Contact information: me_inquiries@umanitoba.ca (204) 474-9804

Department head: David Kuhn David.Kuhn@umanitoba.ca

Associate head: Paul Labossiere Paul.Labossiere@umanitoba.ca



Engineering Access Program (ENGAP)

ENGAP

<http://umanitoba.ca/engap/>



The Engineering Access Program is designed to provide persons of Aboriginal ancestry with access to university studies leading to a Bachelor of Science in Engineering. In pursuit of this goal, ENGAP provides instruction, along with a combination of academic, tutorial, counselling and financial support to their students.

Academic support: ENGAP provides pre-engineering courses for new students. Academic staff, counselors and tutors are also provided to assist students throughout their entire engineering education.

Personal support: The ENGAP counselor provides individual and family counseling, as well as assistance with university adjustment, housing, and childcare. Communication and personal development workshops are also put on throughout the year.

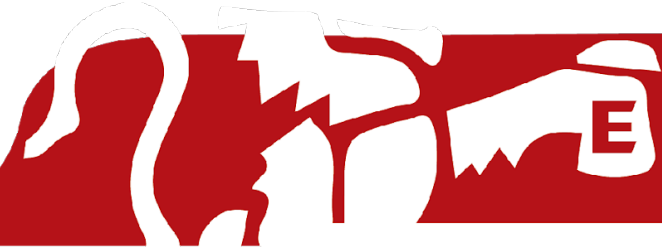
Financial support: To be eligible for ENGAP scholarships and bursaries students must:

- Have completed 60% of a full course load (as determined by ENGAP) in the previous academic year.
- Be registered in 60% of a full course load (as determined by ENGAP) in the current academic year.
- Have an assessed financial need (bursary only).
- Have a Canada Student Loan/Access Bursary.

Work experience: ENGAP provides summer and permanent engineering job search assistance to all students enrolled in the program.

Department office: EITC E2-442

Contact information: engap@umanitoba.ca (204) 474-9872



Technical Society (Tech Soc) Guide

UMCSBE – <http://csbe-scqab.ca>

Contact Person: *Griffin Swanson*

Contact Email: *president.csbe@gmail.com*

Lounge Location: *EITC E1-519*

The Canadian Society for Bioengineering (CSBE) chapter at the University of Manitoba is located in E1-519. The 2013/2014 year brought major changes to our group as a small number of members took it upon themselves to refurbish our space. From that point forward we aimed to bring back activities from the Biosystems department's past such as the annual BBQ, which last year showed the largest attendance ever. This year we hope to add industry tours to help students make connections within the engineering industry as well as to hold at least one social.

In addition to making connections with industry partners, members are given access to the upstairs lounge. Last year saw the replacement of all the furniture, as well as the addition of a high-power gaming computer, new printer and 50-inch flat screen TV for member use. Whether you are in your 1st year trying to decide on a department or in your graduating year, the CSBE lounge is a great place to come make friends who are going through the same courses that you are.

UMCSCE – <https://csce.ca>

Contact Person: *Alex Baker*

Contact Email: *csce@umes.mb.ca*

Lounge Location: *EITC E1-508*

The Canadian Society of Civil Engineers,
Nowhere else will you find a better group of
gears.

Up in the corner of the 5th floor,
Punch in the code and open the door,
To a magical place waiting to be explored,
A new surprise around each corner will
never leave you bored.

We've got study space,

A lounging place.

Shelves of snacks,

Lockers to store those heavy textbooks,

And you can hang your jackets on the

hooks.

N64, cribbage and a dart board for fun,
We don't want to university stress to make
you come undone.

Forgot to print your class notes?

Never fear, you silly goats!

Full of paper and awaiting your command,
There's two printers willing to give you a
hand.

What more can I say?

It's a great place to spend your day.

So I hope to see you up there,

Take care!

UMCSME – <http://www.csme-scgm.ca>

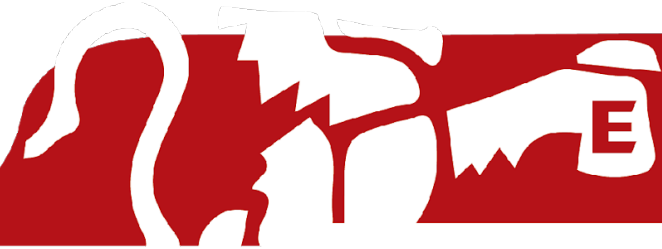
Contact Person: *Joseph Deally*

Contact Email: *csme@umes.mb.ca*

Lounge Location: *EITC E1-516*

The University of Manitoba's Canadian Society of Mechanical Engineers (CSME) chapter offers Engineering students opportunities to explore both mechanical and general engineering in Manitoba through various events including industry tours. Acting as a liaison between the Mechanical Engineering department and the undergraduates of the Mechanical Engineering program, we strive to enhance the academic and professional experiences and overall successes of each student. We also offer opportunities for students to expand beyond Manitoba through a number of nationwide conferences covering topics such as composites and biomedical technology. Our members range from 1st year to final year students, making CSME a great environment for knowledge transfer.

In addition to opportunities for academic growth, the U of M chapter of CSME offers a tightly-knit community of students who understand that a few BEvERages and relaxation are needed after long days and nights of schoolwork. Each term CSME holds a PUB crawl or social to encourage students to kick back and relax before the onset of midterms. Announcements



related to Mechanical Engineering news, events, etc. will be made to all Mechanical students throughout the year, but if you would like access to our exclusive CSME events (sign-up required) please provide us with your email address and we'll contact you soon!

UMIEEE – <http://iee.org>

Contact Person: *Martin Rickey*

Contact Email: *martinbrickey@gmail.com*

Lounge Location: *EITC E1-514*

UMIEEE stands for the University of Manitoba Institute of Electrical and Electronics Engineers. We are the technical society for Electrical and Computer Engineering students at the U of M. However, we also welcome students from all other programs. We have a lounge and a lab on the 5th floor among the other tech socs where you can come to study, ask questions, meet people and relax.

Being a member of UMIEEE has a number of benefits. We have a lounge that contains all of the essentials for student life in engineering such as lockers, common kitchen appliances, study space, and computers. Being a member gives you the opportunity to have access to the lab which is well equipped with multimeters, oscilloscopes, soldering stations, arduinos and various electronics, making it perfect for project work. We have discounted access to many of the professional development workshops held throughout the year.


Visit the above website to join as a student member. Membership with IEEE International comes with a subscription to both IEEE Spectrum and Potentials magazines and access to various services on the website. Next, stop by E1-514 to present your proof of membership to an officer, and you're done!

EASA - <http://umanitoba.ca/engap/>

Contact Person: *Michael May*

Contact Email: *ummay@myumanitoba.ca*

Lounge Location: *EITC E2-442*



The Engineering Access Student Association (EASA) is the student council that represents the Aboriginal students in the Engineering Access Program (ENGAP). The council puts on various events and activities during the school year to promote a welcoming environment for the ENGAP students.

To join EASA you must be of Aboriginal ancestry and be a member of ENGAP. To become a member please come visit our lounge, call us at (204) 474-9872 or send us an email.

EWB – <http://umanitoba.ewb.ca/>


Contact Persons: Abby Koch and Dan Russell

Contact Emails: abbykoch@ewb.ca or russel29@myumanitoba.ca

Lounge Location: EITC E1-517

If you are interested in social change and would like to expand your skill set beyond technical engineering skills, consider joining Engineers Without Borders (EWB). Our mission is to fight poverty in sub-Saharan Africa by working with our African partners to create positive change in the lives of millions of people. It is a daunting goal, but we believe that through constant innovation and humility we can achieve the change we envision.

The University of Manitoba chapter is one link in the EWB chain, a movement that spans two continents and includes thousands of members. We are a powerful presence on campus and beyond. Whether we are striving to create Manitoba's first Fair Trade Certified campus, working with industry partners to promote socially constructive engineering, lobbying politicians for greater aid transparency or fundraising to support one of our African ventures, we always make our voice heard. In EWB, the opportunities for personal growth and making a difference are endless: travel to Africa with our Junior Fellowship program, organize events, lead a chapter initiative, attend conferences across Canada or simply broaden your perspective through engaging conversation. EWB is constantly expanding and innovating – join the movement today.



ITE – <http://iteumanitoba.ca>

Contact Person: *Abby Scaletta*

Contact Email: *president@iteumanitoba.ca*

The University of Manitoba Institute of Transportation Engineers (ITE) student chapter focuses on professional development and advancing the education of our chapter members. We also strive to improve transportation safety and awareness in our community through various public service activities. We are involved in four main areas: (1) Technical activities, (2) Professional involvement, (3) Public service and (4) Social events and fundraisers. Every year our student chapter organizes over 50 events, some of which include:


- Technical tours, such as the Panama Canal, Hoover Dam, Transportation Research Lab in London, UK and the Port of Los Angeles.
- Professional involvement activities such as conferences and workshops.
- Public service endeavours such as building bikes for underprivileged children and preparing hampers for the Christmas Cheer Board.
- Social events with industry professionals including our annual Christmas Party.

Altogether our undergraduate and graduate students, along with our advisory faculty members, form an energetic and enthusiastic group who continue to pursue their interests collectively within the field of transportation engineering. The Canadian Institute of Transportation Engineers (CITE) has recognized our passion and enthusiasm by acknowledging us as the Best Student Chapter in Canada nine times in the last eleven years. In 2014, our student chapter was also recognized as the Best International ITE Student Chapter, marking the first time this award was given to a chapter outside the United States. For more information on how you can become a part of our student chapter please visit our website.

UMASC - <http://www.umasc.ca/home>

Contact Person: *Richard Doucet*

Contact Email: *uofm.arena.sc@gmail.com*



The University of Manitoba AREMA Student Chapter, or UMASC, is a student group dedicated to the promotion of railway engineering and is associated with the American Railway Engineering and Maintenance-of-Way Association (AREMA), the professional organization for the railway industry. UMASC promotes the advancement of railway related engineering by fostering the close association of students with the railway engineering profession and AREMA and educates students on topics of interest in railway engineering.

If you are interested in railway engineering and being part of a group of motivated and passionate students, UMASC is the place for you! We host Guest Speaker Luncheons, participate in Technical Tours led by industry professionals, and promote common interests among student members. UMASC is the first international AREMA Student Chapter and was founded in Fall 2012. To become a member of this fun, friendly, and educational group, fill out the Student Member Application form on our website and e-mail it to us. We require all our members to contribute \$15 to the student chapter to help fund activities and events. After we receive your registration form and \$15, we will add you on to our mailing list and you'll be notified about all upcoming events.


UMATT - <https://umatt.org/>

Contact Persons: *Tony Diezdic and Owen Darrach*

Contact Email: umattinfo@gmail.com

UMATT, University of Manitoba Association of Tiny Tractors, is a student design group at the University of Manitoba consisting of members from a number of disciplines including: Agriculture, Biosystems Engineering, Mechanical Engineering, Electrical/Computer Engineering, Business, and even Geological Sciences. Our goal is to design and fabricate a fully functioning quarter scale tractor for the ASABE competition each spring.

We fully design each year's tractor with the goal of creating a quality product that follows a set of rules and guidelines outlined by the competition. We fabricate as much of our tractor as possible in house, taking advantage of the tools provided to us from the school. For parts



beyond our capabilities we partner with local businesses and manufacturing plants to create quality parts.

The room is usually open during normal school hours; students/sponsors/interested parties are always welcome to stop by. We are located in the Agricultural Engineering Building in room 110. Drop on by and say hi!

UMBMES – <http://umbmes.com/>

Contact Person: *Krista Bergen*

Contact Email: *president.umbmes@gmail.com*

The University of Manitoba's Biomedical Engineering Society (UMBMES) exists to bring together students at the University of Manitoba interested in the biomedical field, specifically to source and propagate knowledge pertaining to the biomedical field and to apply this knowledge through biomedical-oriented events, research and tours. As a group, UMBMES also aims to provide its members with the following resources: a list of current Biomedical Engineering course options, a knowledge of industry in Manitoba, labs both on- and off-campus, and connections to professors who are currently doing biomedical research at the university.


To find out more about UMBMES, the biomedical field or our upcoming events visit our website or our Facebook page (<http://facebook.com/umbmes>). For details on how to get involved please send us an email.

UMEARTH – <http://umearth.net>

Contact Person: *Sean Scammell*

Contact Email: *president@umearth.net*

The University of Manitoba Efficient and Renewable Technology Hub, or, UMEARTH, is the newest addition to the growing list of technical societies in the Faculty of Engineering. UMEARTH's goal is to not only bridge the gap between students and industry members interested in the sustainable engineering field, but also to improve the campus's energy



efficiency with student-led projects run through the university's Physical Plant. With over 60 members in its first year, UMEARTH is expecting to grow with more projects, volunteer opportunities, and networking events. In addition to these directives, UMEARTH is looking to branch to other faculties to better introduce students to working in teams composed of varying disciplines.

For more information on UMEARTH or sustainable engineering, or to get involved with the group, please email president@umearth.net.

UMSAE – <http://www.umsae.com>

Contact Person: *Abdul Isse*

Contact Email: *chair@umsae.com*

Lounge Location: *ETIC E1-589*

The University of Manitoba student chapter of SAE International (UMSAE) is a non-profit student organization comprised of four teams that design and construct vehicles for entry into international competitions. These design teams include the Aero, Baja, Formula Electric and Formula 1 teams. These teams produce an R/C heavy-lifting plane, an off-road vehicle, an electric open wheeled race car and a combustion-powered open wheeled race car, respectively, each year. UMSAE provides students with a hands-on engineering learning experience that is not available in a classroom setting. The design teams give students the opportunity to develop design, communication, teamwork and project management skills which are essential in the workplace. If you have questions about the organization, any of its teams or how to get involved, feel free to stop and ask anyone wearing a UMSAE shirt or check out our website.


UMSATS – <http://www.umsats.ca>

Contact Person: *Aleksa Svitlica*

Contact Email: *aleksa.svitlica@umsats.ca*

Workshop Location: *EITC E3-584*

The University of Manitoba Space Applications and Technology Society (UMSATS) is a



multidisciplinary student group with an overall mission to put the U of M into orbit. Our members are engaged in the various aspects of designing, prototyping, and building triple-cube nano satellites, as well as designing and implementing scientific payload experiments. UMSATS primarily participates in the Canadian Satellite Design Challenge, a two-year long national competition, and was awarded 2nd Place Overall in 2012, and the UrtheCast Outreach Award in 2014.

Whether you are more academic, technical, or scientific, all talents are needed to help us be successful! To learn more about UMSATS visit our website, connect with us on social media (@umsats), or email info@umsats.ca.

ecoMotion

Contact Person: *Kim Labertino*

Contact Email: laberikp@myumanitoba.ca

CWRA-SYP

Contact Person: *Morgann Becket*

Contact Email: becketm@myumanitoba.ca

GNCTR

Contact Persons: *Miranda Finch and Brett Coey*

Contact Emails: finchm@myumanitoba.ca or coeyb@myumanitoba.ca

WE Design

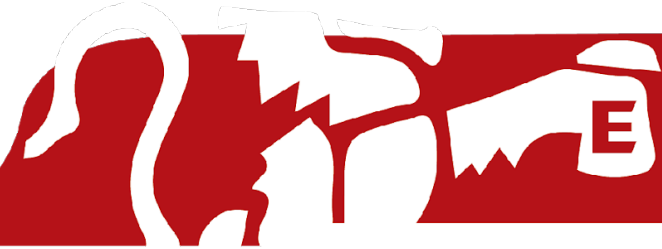
Contact Person: *Andrew Laban*

Contact Email: contact@wedesignuofm.ca

AISES

Contact Person: *Jordan Bauer*

Contact Email: bauerj3@myumanitoba.ca




UMSB – <http://steelbridge.umes.mb.ca>

Contact Person: *Cole Friesen*

Contact Email: *umsteelbridge@outlook.com*

WOMEN

Contact Email: *women@umes.mb.ca*



Engineering Conferences and Competitions

WESST Executive Meeting (WESST EM) - <http://wesst.ca/em.html>

Participation Available To: *UMES Executives only*

WESST EM brings together student representatives from 10 engineering schools in Western Canada. The conference includes a number of sessions, presentations, meetings and discussions centered around the development of student leadership skills.

University of Manitoba Engineering Competition (UMEC)

Participation Available To: *All Engineering students*

2019-2020 Competition Dates: *Early Fall Term*

2018-2019 Competition Location: *U of M Engineering*

This competition is run annually by UMES and is held here at the U of M. All students are encouraged to participate, and those who qualify will be sponsored by UMES to subsequently attend WEC (see below).

WESST Retreat - <http://wesst.ca/retreat/>

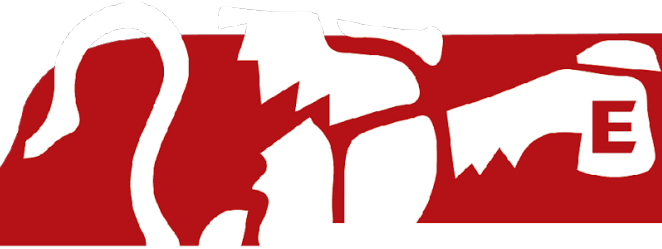
Participation Available To: *All Engineering students*

2019-2020 Retreat Dates: *Early October*

This retreat offers students from the 10 WESST schools an opportunity to interact in a camp setting. In addition to WESST's AGM, retreat activities include sessions on building leadership skills and a number of social and team-building activities.

Conference on Diversity in Engineering (CDE) - <http://cde.cfes.ca>

Participation Available To: *All Engineering students*



This conference focuses on the importance of diversity in Engineering, specifically examining the role of students in achieving the industry's related goals. CDE attracts approximately 150 engineering students from across Canada.

CFES Congress - <http://congress.cfes.ca>

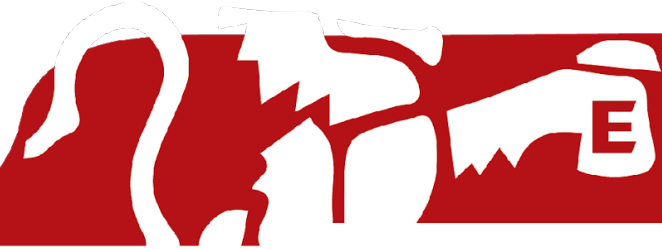
Participation Available To: *All Engineering students*

Congress is an annual, student-run conference hosted by a different CFES school each year. The conference serves not only as CFES' Annual General Meeting (AGM), but also as a platform for students to interact with both engineering students and professionals from across the country. Each year CFES Congress attracts 150 to 200 student delegates from over 40 Canadian engineering schools.

Western Engineering Competition (WEC)

Participation Available To: *Winners of UMEC*

Run annually by WESST, this competition provides students from 10 Western Canadian engineering schools the opportunity to engage in competition. The competition also includes a series of industry tours and networking activities. Those who place first or second in their category qualify for CEC.



Canadian Engineering Competition (CEC) - <http://cfes.ca/events-and-services/cec/>

Participation Available To: *Winners of WEC*

2019-2020 Competition Dates: *Mid Winter Term - TBA*

2019-2020 Competition Location: *TBA*

This competition is run annually by CFES and brings together 150 of the most innovative and creative Canadian engineering undergraduate students. In addition to gaining competition experience, participants will have the opportunity to engage with engineering students and professionals from across the country.


International Engineering Competition (IEC) - <http://cfes.ca/events-and-services/iec/>

Participation Available To: *Winners of CEC*

2019-2020 Competition Dates: *TBA*

2019-2020 Competition Location: *TBA*

Also organized annually by CFES, the International Engineering Competition engages students from across Canada, the United States and Europe in consulting and design engineering challenges. Much like CEC, participants are also provided the opportunity to interact with a diverse group of engineering students and professionals.



Summer Sessions and Minors

Summer Sessions

Extended Education

188 Continued Education Complex

summer@umanitoba.ca

474-8008

<http://umanitoba.ca/summer/>

Taking summer session courses is a good way to reduce your workload during the year. However, do not rely on taking a given course during the summer as the course offerings at this time are very irregular. Those courses offered during the summer are targeted primarily at students who couldn't fit a course into their regular session or who failed/dropped a course during the regular session. If interested, you may petition a faculty to make a course available during the summer. Contact the Vice Stick Academic for help with putting a petition together.

Some courses which *are* typically offered in the summer include the engineering math courses (Calc I & II, Linear Algebra, Math 1 & 2), some preliminary year engineering courses (such as Intro. to Thermal Sciences and Statics), CHEM 1300 and many Arts and Management courses suitable for your complementary electives. Note that the Summer Session calendar is released in March. The term is generally divided into Spring and Summer "terms" of 2 months each, with some courses spanning both terms.

Minors


Engineering Student Affairs Office

EITC E1-284

Judy.Schroen-Galinaitis@umanitoba.ca

474-9808

Minors in Business, Arts, Music, Math, and Computer Science are offered to Engineering students. These programs help to broaden your education and increase your prospects for




future employment. In order to obtain a minor you must complete 18 credit hours of courses from the given faculty.

Requirements for pursuing a minor include the completion of at least 30 credit hours toward your engineering degree, as well as a CGPA of at least 3.00. There are a limited number of spaces available in the minor programs therefore preference is given to students who are closest to completing their degree.

Visit the Engineering Undergraduate Student Affairs Office for more details on pursuing a minor. Applications for minors must be submitted to this office before the end of May.

*With the approval of the Faculty of Engineering, courses taken to complete minors may also be used to fulfill engineering course requirements.



#GetInvolved

Engineers Geoscientists Manitoba Student Membership

Engineers Geoscientists Manitoba (formerly known as the Association of Professional Engineers & Geoscientists of Manitoba (APEGM)) is the governing body for the practice of Engineering and Geoscience in the province of Manitoba. That is, the organization regulates the appointment of Professional Engineers and Geoscientists in the province. The organization also offers student membership, whose associated benefits include:


- Receipt of *The Keystone Professional* publication.
- Eligibility for discounted Engineers Geoscientists Manitoba events.
- Eligibility for additional academic scholarships.
- The ability to claim up to 12 months of pre-graduation work experience (to be put toward the four year Engineer-in-Training (EIT) program).

Student registration is free for the first year of membership and \$20 for each subsequent year. Registration is simple and can be completed online at <http://www.apegm.mb.ca/StudentApplication.html>. Alternatively, paper copies of the application form will be available at EngO and The Window at the start of the school year. We encourage you to take advantage of this wonderful opportunity provided by Engineers Geoscientists Manitoba!


UMES Council

This year's UMES Council is comprised of 80 undergraduate students who together oversee many of the events and services within the engineering faculty. We can always use some extra help and therefore encourage first year students to get involved in one of the following ways:

1. **Apply to become a UMES Frosh Intern** - Gain some UMES Council experience through a one-year internship with one of our directorships. Applications containing more information will be available at EngO and The Window at the start of the school year. Email ss@umes.mb.ca for more information.



- 2. Join the *UMES Volunteer Database*** – Volunteer at various UMES events without committing to a year-long internship. Registration forms will be available at EngO and The Window at the start of the school year.



COMPUTERS & NETWORKING

Information Services and Technology Help &
Solutions Centre

123 Fletcher Argue
(204) 474-8600

servicedesk@umanitoba.ca

<http://umanitoba.ca/computing/ist/>

UMnetID – <https://iridium.umanitoba.ca>

In order to access any of the university's computer/online services you must first obtain a UMnetID and password. Simply visit the CLAIMID website listed above and fill in the required information (including the student number you've been provided). Your UMnetID and associated password will grant you access to the following important resources:

- Library and lab computers
- Campus WiFi (uofm-wpa)
- Student email
- UM Learn

Library & Lab Computers

By logging in with a valid UMnetID and password, you are free to use the desktop computers found in many of the on-campus libraries and open-area labs including:


- Donald W. Craik Engineering Library/Computer Lab (EITC E3-361)
- Engineering Basement Computer Lab (EITC E2-135)

Campus WiFi - <http://umanitoba.ca/computing/ist/connect/>

Access to campus-wide WiFi also requires the UMnetID and password as above.

Student Email - <https://umanitoba.ca/webmail/>


Your U of M email account uses the described UMnetID/password and contains 50 MB of storage. It is important to check your student email regularly, as important information regarding summer jobs, course changes, student events, etc. is routinely distributed through this system. Additionally, you are required to use your U of M email account when contacting professors and



other university staff, as the system filters out emails from many other servers. If you have a Gmail account you can also have your U of M emails automatically forwarded to this address.

UM Learn - <https://universityofmanitoba.desire2learn.com/d2l/login>

UM Learn is a resource used by many professors to house supplementary course materials, course announcements/calendars and so on. Access requires your UMnetID and password.



Tuition Fees, Registrar's Office and Engineering Scholarships

Tuition Fees

Cashier's Office, 138 University Centre (204) 474-8222

After registering for courses you should complete a fee assessment (this is normally done within a couple business days), which is available through the Aurora Student system. Look on Aurora and the University of Manitoba website to see by which date you must pay your tuition.

Payment Options

More information about the different payment methods and how to set them up can be found on the UofM website: https://umanitoba.ca/admin/financial_services/revcap/payment.html


- Cash or Interac are accepted at the Cashier's Office between 8:30 AM and 4:30 PM, Monday through Friday (know your Interac limit and be there early to avoid extremely long lines).
- Cheques, bank drafts, and money orders can be mailed or placed in the drop box outside the Cashier's Office.
- Web banking or telephone banking. This is available 24 hours a day, with no line-ups! You can also go to your bank in person.
-

NOTE: The Cashier's Office DOES NOT accept payment by Credit Card.

Registrar's Office

Registrar's Office, 400 University Centre (204) 474-9420

The Registrar's (Student Records) Office provides a range of functions related to the management of your personal and academic information. Services are available in person, with many of them offered over the phone or online for more efficient service. These services include:




- Distribution of the Undergraduate Calendar and Registration Guide.
- Distribution of final exam schedules.
- Administration of the web-based registration system.
- Student Photo-ID cards (new and replacements).
- Official academic transcripts.
- Change of personal information (address, name, etc.).
- T2202A Tax Receipts for tuition paid (also available online via Aurora).
- Final grade reporting and appeals.

Engineering Scholarships and Bursaries

The Faculty of Engineering offers a number of its own scholarships and bursaries both for new and returning students. While students' names are automatically submitted for a number of these scholarships, some require an application. The list of available scholarships and their associated criteria can be found at <http://ugawards.eng.umanitoba.ca>. The system is quite straightforward, therefore we'd suggest that all direct entry students take advantage of these opportunities and apply!

NOTE: Many, if not all, of the bursaries require that you fill in the University of Manitoba General Bursary application on Aurora. Once you submit your General Bursary application on Aurora, you will become eligible and automatically considered to many bursaries automatically!

http://umanitoba.ca/student/fin_awards/bursaries/



ROASS, Course Outlines, and Dropping Courses

ROASS – Policy 1201

The ROASS (Responsibilities of Academic Staff to Students) policy is important to students because it defines what to expect of your professors as well as what your rights are as a student in a course. Below are some important statements in the ROASS policy:


- Professors must post and maintain reasonable office hours for student consultation.
- All graded material must be evaluated fairly and without bias.
- Professors must acknowledge when he/she has benefited from student work. Thus, a student's claim to his/her work is protected.
- Professors must distribute course outlines that are subject to and meet a set of specific regulations (see below).
- In the event that a student makes a complaint against a professor, the professor cannot retaliate in any way. However, frivolous complaints will not be tolerated.
- Professors must outline their policies on the use of calculators.

(see www.umanitoba.ca/admin/governance/governing_documents/students/278.htm for further information)

Course Outlines

The required content of any course outline is specified in the ROASS document. It should include the following, at minimum:

- A list of the topics to be covered in the course.
- The weight of assignments, labs, quizzes, tests, exams, etc.
- The instructor's policies on the use of calculators, late assignments, plagiarism and collaboration.
- The instructor's office location, office hours, telephone number and email address.
- A list of the textbooks and materials required.



- A tentative schedule of assignments and tests.

Remember that the course outline is like a contract outlining the professor's intentions for the course. Any information it contains (i.e. the value of a midterm, the number of assignments, etc.) cannot be changed without the unanimous vote of the class. All course outlines must be distributed in writing during the first week of the course.

Dropping a Course

During your time at the U of M, you may feel the need to drop a course due to a poor grade, extremely heavy course load, etc. Courses are generally dropped through the Aurora Student system. (Dates are from the UofM website: <http://umanitoba.ca/student/records/deadlines/>) The following are the three standard ways of dropping a course:

Course Revision: The first two weeks of classes in both regular session terms (Fall and Winter) comprise the registration revision period. Courses dropped during this period are not considered withdrawals and will not be recorded on student histories and transcripts. After the course revision period you will not be refunded for dropped courses. This year's course revision deadlines are:


1st term – **September 18th, 2019**

2nd term – **January 17th, 2020**

Voluntary Withdrawal (VW): A VW incurs no academic penalty, but it is recorded on official transcripts and student histories. Voluntary Withdrawals are made after the end of the revision period but before the VW deadline. Students are advised to consider the implications of dropping a course before doing so (i.e. consider whether the course being dropped is a prerequisite for other courses). Also note that there is a maximum allotted number of VW's. This year's VW deadlines are:

1st term – **November 18th, 2019**

2nd term – **March 18th, 2020**



Authorized Voluntary Withdrawal (AW): Authorized Withdrawals are granted by the Dean for medical or compassionate reasons and cannot be obtained through the registration system. Official documentation such as a doctor's note is required.


What to Consider When Dropping a Course

Remember that some courses are prerequisites for other courses you will need to take in the future. However, if you decide not to drop the course and end up receiving a D or F as a final grade, you will have to retake the course anyway (unless it is an elective in which case you may choose to take a different course).

Ineligible to Proceed in Engineering

When deciding whether to drop a course keep in mind that you will be ineligible to proceed in Engineering if your TGPA drops below 2.00 four times, or, alternatively, if the ratio of your passed credit hours to your attempted credit hours goes below 75% (after at least 72 attempted credit hours).

If you have any concerns about dropping a course, contact the UMES Vice Stick Academic, Braden Ganetsky (vsa@umes.mb.ca).



Evaluations and Credit Transfers

S.E.E.Q. Evaluations

Centre for the Advancement of Teaching and Learning

208-226 Isbister

Building

http://intranet.umanitoba.ca/academic_support/catl/

(204) 474-9714

Near the end of every course, the anonymous Student Evaluation of Educational Quality (S.E.E.Q.) forms will be distributed. As a student, these forms are your way of improving the quality of teaching at the U of M so it is important to fill them out – especially the supplementary comments forms.

The completed SEEQ forms are compiled and the results are passed on to the instructors. These forms are very important in helping professors improve the quality of their teaching. Please direct any questions regarding the SEEQ evaluations to the Vice Stick Academic.

Credit Transfers

Engineering Undergraduate

EITC E1-284

Student Affairs Office


Judy.Schroen-Galinaitis@umanitoba.ca

(204) 474-9808


Many high schools offer Advanced Placement (AP) or International Baccalaureate (IB) courses. If a student has attained a minimum course grade of 4 for AP or 5 for IB, he or she may be eligible to have the course credited towards their engineering degree.

Students transferring to the U of M from other universities may also be eligible to have some of their courses credited toward their degree. Important factors to consider in this case include:

- Credit will only be granted for courses completed at a recognized and accredited university or college.



- Credit will only be granted if the course is the equivalent or near-equivalent to a course offered by the U of M.
- Credit transfers are evaluated on a case-by-case basis.



Exams

Exams account for the majority of your grade in almost all engineering courses. The following is a brief guide to common issues involving exams.

Use of Calculators

The Faculty of Engineering's policy states that any calculator may be used during an exam provided that it cannot transmit or receive signals. You can easily make your infrared-transmitting (HP) calculator non-transmitting by placing a strip of opaque tape over the transmitter. The instructor must inform students of any deviations from the Faculty's policy during the first week of classes and it must be written in the ROASS document. In general, the math courses do not allow the use of calculators.

Exam Deferrals


Exams may be deferred for medical or compassionate reasons. The application to defer an exam must be filed with the Dean of the Faculty of Engineering within seven working days of the examination period during which the exam was to be written. The application must be accompanied by a medical certificate or other document supporting the reason for exam deferral.

Student Access to Final Examinations

Students shall have an opportunity to read their own final exams in the presence of the instructor. Access is granted on the day following the deadline for normal appeal or the day of resolutions of an ongoing appeal, whichever is later. Students planning a formal appeal are encouraged to talk to their professors and request to see their exam before making a formal appeal.

Special Examinations


If a student has met all the requirements for their engineering degree but has failed a single course in their final session, they can apply for a special exam in that course.



Exam-Writing Tips

- Check your exam schedule early, so you have time to visit Student Records and resolve any conflicts.
- Allow at least a week of studying time for a midterm and two weeks for a final.
- Don't study right up to the last minute before an exam. Leave at least half an hour to let your mind cool down and regain focus.
- Food and drink are allowed during exam periods.
- You *can* go to the bathroom during an exam.
- In courses with consistent professors, reviewing old exams is often the most effective way to study.

Note that exams generally vary in their difficulty relative to the rest of the course work, the amount of study time required, as well as the amount of “rushing” you need to do, among other things. Final exam times are 9:00 AM, 1:30 PM, and 6:00 PM. They are usually two or three hours long. Exams can be spread out over the entire exam period or concentrated into a 4- or 5-day block. Know your study habits and be prepared!



GRADE POINT AVERAGE (GPA)

Requirements for a Bachelor's Degree

Engineering students must obtain a grade of C or higher in all program courses in order to graduate. Additionally, graduation requires that students complete all their courses within seven calendar years (after being accepted into an engineering department), while being a full-time student in the faculty for at least 50% of their courses.

Types of GPA

The three types of GPA are important for determining your eligibility to continue in engineering, as well as for determining scholarship, bursary and, in some cases, job eligibility. You can view your current GPAs and full academic history through Aurora Student.

CGPA: The Cumulative Grade Point Average is computed from the grades obtained in all undergraduate courses taken since entering the U of M. In cases where a course has been repeated or replaced by an approved equivalent course only the last grade shall be included in the CGPA.


DGPA: The Degree Grade Point Average is computed from all grades obtained in all courses taken as part of the student's current degree program. Where a course has been repeated or replaced by an equivalent course, only the last grade shall be used in the calculations.

TGPA: The Term Grade Point Average is computed from all grades obtained in all courses taken during a given academic term.

Each letter grade you receive is worth a certain number of points:

A+	A	B+	B	C+	C	D	F
4.5	4.0	3.5	3.0	2.5	2.0	1.0	0.0

Results of Your GPA



Dean's Honour List: TGPA of 3.50 or better in the most recent academic assessment, based on a minimum of 12 credit hours.

Good Academic Standing: TGPA of 2.00 or higher.


Warning Letter: Received when an Engineering student's TGPA drops below 2.00 for the first time.

Academic Probation: The second time that a student's TGPA drops below 2.00, the student is placed on academic probation.

Academic Suspension (Dean's Holiday): Received when a student's TGPA drops below 2.00 for the third time. This means you are ineligible to take engineering courses for a period of (usually) 8 months.

Ineligible to Proceed in Engineering: The fourth time a student's TGPA drops below 2.00 or, alternatively, a student exceeds the maximum number of replacement courses, the student will be ineligible to proceed in the faculty.

NOTE: the university calculates your CGPA and TGPA using "quality points", which represent weighted averages. More specifically, quality points are determined by multiplying the points associated with your letter grade by the number of credit hours the particular course is worth. Your total quality points are then added together and divided by your total credit hours for both the CGPA and TGPA. For example, an A in a 3-credit hour class and a B in a 4-credit hour class will give you a GPA of 3.43, as opposed to just a "normal" average of 3.5.



UMSU Health and Dental Plan

UMSU Health and Dental Office

110 University Centre

healthplan@umsu.ca


474-6666

<http://umsu.ca/services-and-support/health-dental/>

All full-time students are automatically enrolled in the UMSU Health and Dental Plan and are assessed the \$345.00 fee (subject to change every year) on their tuition statements. There is also a basic Health and Dental plan offered for \$245.00. The plan coverage includes:

- Additional prescription drugs
- Massage therapy
- Dental care
- Vision coverage
- Physiotherapy
- Travel insurance

Students with an existing health and/or dental plan through a private plan can choose to opt out. If you have been approved by UMSU to do so, you are not required to pay the premium; deduct the insurance premium from your term amount owing on your Student Fee Account and pay the remaining balance.



Final Tips for Your First Year

Don't be afraid to ask questions – Ask your TAs for help with assignments. Ask your professor for help if you don't understand the lecture material. Ask older engineering students for information about past exams and helpful hints. Ask office staff for help with choosing and registering for courses. Ask any UMES council member about upcoming socials, sporting events, professional development opportunities and their many other services.

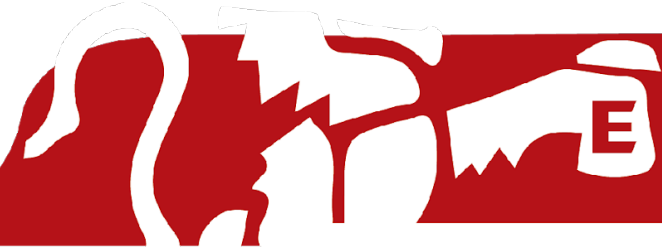
Read your labs ahead of time – This may save you a lot of time and frustration.

Attend lectures – Professors won't necessarily take attendance but you WILL benefit from attending class.

Save your textbooks – Especially your *Calculus for Engineers* textbook, which will be used for a total of four to five courses. Often you will find that old textbooks can be useful references in more advanced courses.

Used textbooks are a good way to save money – The U of M Bookstore sells quite a few used textbooks. Kijiji are also great resources.


Don't be afraid to buy textbooks online – Visit sites like Amazon and Ebay. Note that the differences between SI international editions and their sold-in-America counterparts are generally irrelevant. Make sure to buy from reputable sellers and remember that these textbooks are likely to be shipped from the Lost City of Atlantis, so allow sufficient time for delivery.



Wait to buy textbooks – Professors will indicate during the first week of classes whether the textbook listed on Aurora is required for the course.

Learn to navigate the tunnels – You'll appreciate not having to walk outside between classes during the winter!

Don't hesitate to #getinvolved – Going to university is more than just attending classes, have fun!!



The Window Menu

Prices are subject to change

Snacks

- Granola Bars = 0.50
- Gummies/Fruit Snacks
 - o 1 pack = 0.25
 - o 5 packs = 1.00
- Hot Rods = 0.25
- Lollipops (3) = 0.25
- Rice Krispie Squares = 0.25
- Welch's Fruit Snacks = 0.25
- Chips = 0.75
- Chocolate Bars = 1.25
- Gum = 1.00
- Popcorn = 1.00
- Instant Noodles = 1.00

Frozen Items

- Jumbo Freeze Pop = 0.50
- Pizza Pop (each) = 1.00

Beverages

- Pop (Coca-Cola & Pepsi Brands Available) = 0.50
- Canned Juice = 0.75
- Arizona = 1.00
- Energy Drink = 1.00
- Sports Drink = 1.00

Apparel

- Frosh T-Shirt = 5.00
- Bandana = 10.00

- Scarf = 15.00
- T-Shirt = 15.00
- $\frac{3}{4}$ Sleeve Shirt = 20.00
- Baseball cap = 20.00
- Toque = 20.00
- Cardigan = 45.00
- Hoodie = 50.00

Promotional Products

- Patch
 - o Department = 1.00
 - o Faculty = 5.00
- Lapel Pin
 - o 1 Pin = 2.50
 - o 2 Pins = 4.00
- Lanyard = 2.50
- USB Key (8 GB) = 10.00
- Red Lion Shaker Bottle = 10.00
- Cufflinks
 - o 1 Pair = 10.00
 - o 2 Pair = 15.00
 - o 3 Pairs = 20.00

Miscellaneous Items

- Engineering Paper = 3.25
- Combination Lock = 5.00
- A glance at the hot guy/girl working at The Window = FREE

Sample Timetable

**Faculty of Engineering
TIMETABLE PLANNING FORM** **CRN Course Reference Number)**

MONDAY	TUESDAY	WEDNESDAY	THURSDAY	FRIDAY
8:30 01	8:30 04	8:30 01	8:30 04	8:30 01
9:30 02	10:00 05	9:30 02	10:00 05	9:30 02
10:30 03		10:30 03		10:30 03

11:30 06	11:30 09	11:30 06	11:30 09	11:30 06
12:30 07		12:30 07		12:30 07
	1:00 10		1:00 10	
1:30 08		1:30 08		1:30 08


2:30 11	2:30 14	2:30 11	2:30 14	11
3:30 12	4:00 15	12	4:00 15	12
4:30 13		13		13

5:30 16 6:45	5:30 17 6:45	5:30 16	17	
-----------------	-----------------	---------	----	--

7:00 E1 (Mon)	7:00 E2 (Tue)	E3 (Wed)	E4 (Thurs)	E6 (Sat AM)
------------------	------------------	-------------	---------------	----------------

Course No.	Section No.	CRN	Course No.	Section No.	CRN

Please search the AURORA Student on-line Catalogue for alternate sections if needed.



A world of possibility awaits...



A global company with world class opportunity

MANUFACTURING

Production Management Trainee Program, Processing and Production, Packaging Quality, Safety, Plant Maintenance

ENGINEERING

Project Engineering, Process Engineering, Capital Projects Technical Services

RESEARCH & DEVELOPMENT, INFORMATION TECHNOLOGY, AGRICULTURE, MARKETING, PROCUREMENT, HUMAN RESOURCES, SUPPLY CHAIN, FINANCE, SALES and more

Interested? Visit our JOBS/CAREER site at www.mccain.com to apply!



Platinum member